

LC12

order sequence information

LC12-

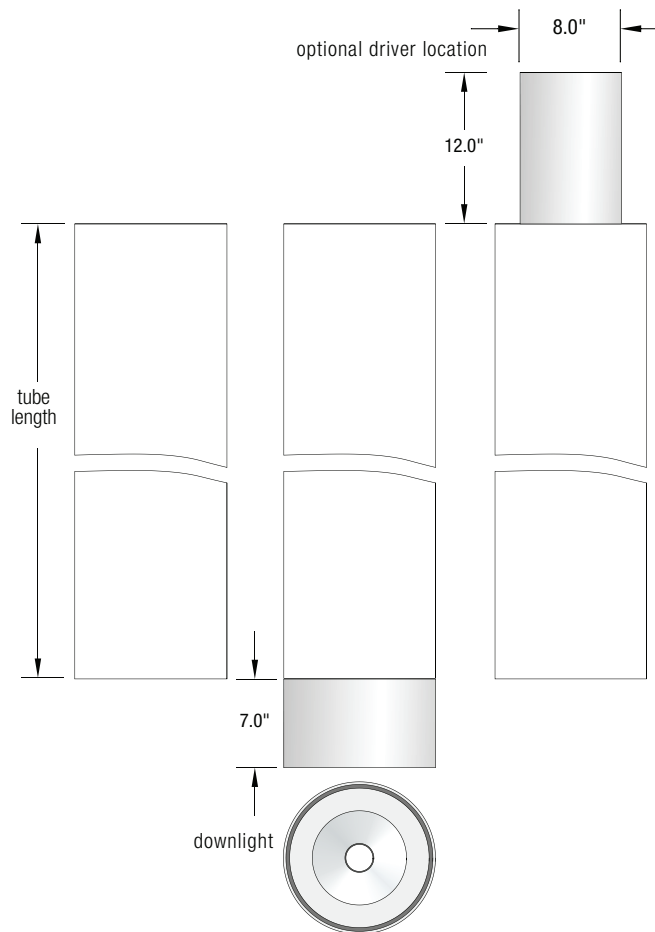
1 **2** **3** **4** **5**

EXAMPLE LC12- 48-DNL-3LM 3500 WHT - -

1	CAT NO.	DESCRIPTION	NO DOWNLIGHT
	LC12-24	24" tube length,	3,132 delivered lumens, 40 watts
	LC12-36	36" tube length,	4,696 delivered lumens, 50 watts
	LC12-48	48" tube length,	6,261 delivered lumens, 68 watts
	LC12-60	60" tube length,	7,827 delivered lumens, 82 watts
	LC12-72	72" tube length,	9,392 delivered lumens, 98 watts
	LC12-96	96" tube length,	12,523 delivered lumens, 128 watts

• LEDs are Luxeon XF-3535L. Drivers are Class 2, 120-277 volt, and include two wire 0 -10v dimming, 1-100%.

STANDARD	WITH DOWNLIGHT	OPTIONAL DRIVER LOCATION
-	DNL	DIT



12" luminous cylinder

PROJECT: _____ TYPE: _____

DATE: _____

with downlight module

1	CAT NO.	DESCRIPTION	CYLINDER LUMENS
	LC12-24-DNL	24" tube length,	4,013 delivered lumens, 40 watts
	LC12-36-DNL	36" tube length,	6,022 delivered lumens, 50 watts
	LC12-48-DNL	48" tube length,	8,028 delivered lumens, 68 watts
	LC12-60-DNL	60" tube length,	10,035 delivered lumens, 82 watts
	LC12-72-DNL	72" tube length,	12,041 delivered lumens, 98 watts
	LC12-96-DNL	96" tube length,	16,055 delivered lumens, 128 watts

• LEDs are Luxeon XF-3535L. Drivers are Class 2, 120-277 volt, and include two wire 0 -10v dimming, 1-100%.

B DOWNLIGHT MODULE

CAT NO.	DOWNLIGHT MODULE - LUMEN OUTPUT
2LM	1,764 delivered lumens, semi-specular reflector, 25 watts
3LM	2,646 delivered lumens, semi-specular reflector, 38 watts
4LM	3,528 delivered lumens, semi-specular reflector, 51 watts

• Downlights have separate power and dimming wiring. Drivers are Class 2, 120-277 volt, and include two wire 0 -10v dimming, 1-100%.

2 CAT NO. COLOR TEMPERATURE

2700	2700°K CRI >80
3000	3000°K CRI >80
3500	3500°K CRI >80
4000	4000°K CRI >80

• RGB Options RGB and RGB + white (2700K) LED options are available for the luminous tube. Hand held remote included and phone Apps are available. Decoder options for connecting to a DMX system.

3 COLOR - FOR HOUSING WITH DNL AND OR DIT OPTION

WHT	Matte white powder coat
GRY	Matte gray (RAL7035) powder coat
ASL	Anodized silver powder coat
RAL	Specify 4 digit RAL color number

LC12

12" luminous cylinder

4 CONFIGURATION OPTIONS

DIT Driver(s) are located in the painted tube section on the top of the luminous cylinder.

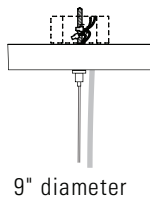
If no downlight is selected, a white flat canopy is provided with a white five wire SJT cord for (driver) power plus a 0-10 volt dimming circuit.

With the downlight option selected, a white flat canopy is provided with a white eight wire SJT cord for (driver) power plus a 0-10 volt dimming circuit for the LED cylinder, and power for the LED downlight plus a 0-10 volt dimming circuit.

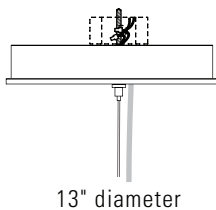
Standard cable length is 100".

RMT Remote drivers with enclosure by others. Canopy includes a flat white canopy with a white 3 wire SJT cord for the standard configuration and 5 wire for the DNL down light option. Standard cable length is 100".


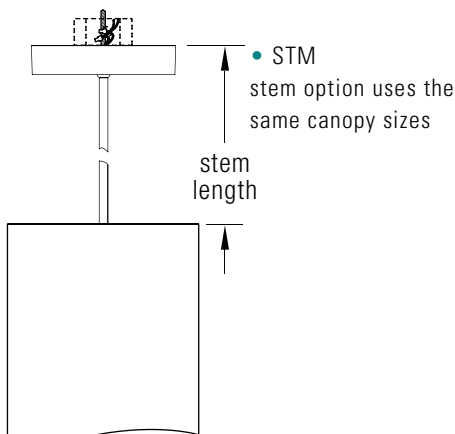
Maximum driver distance is determined by the wire size.



24", 36" and 48" long cylinders no downlight



60" to 96" long cylinders and all sizes with a downlight



5 SUSPENSION OPTIONS

Standard canopy and power cord is white.

- A 18/3 cord is provided with the standard configuration for either dimming or non-dimming applications.
- A 18/5 cord is provided with the downlight option, for either dimming or non-dimming applications. Dimming control will require a separate dimming circuit for the cylinder LED driver(s) and the down light.

BCC Black canopy with black SJT cord. Standard cable length is 100".

MBC Clear jacketed metallic braid SJT cord with white canopy. Standard cable length is 100".

STM-xx 1/2" diameter white stem with 25 degree swivel. Specify stem length measured from top of fixture to the ceiling.

Structure: Aluminum with flow through cooling system in the tube. Standard configuration has drivers located in the canopy.

Lens: White acrylic.

Certification: UL listed.

Warranty: 5 year limited warranty.