

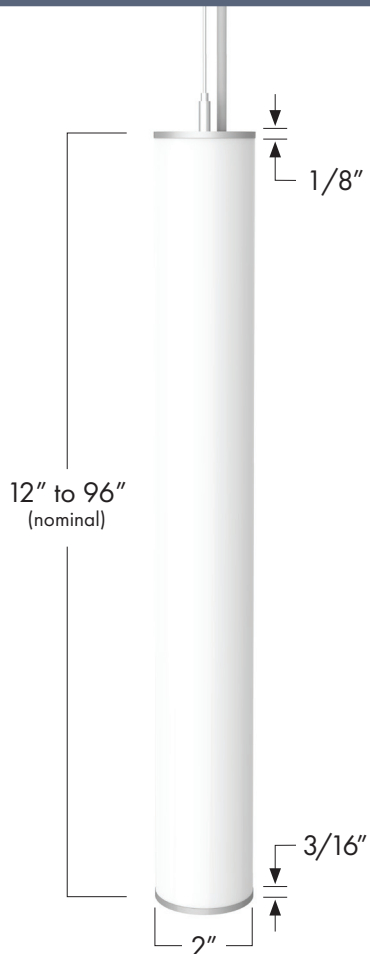
# LC2-VER

Luminous Cylinder | Ø 2" | Vertical

**LUMOS**  
Architectural Lighting



A SOPHISTICATED SLIMLINE  
LUMINAIRE RADIATING  
A SEAMLESS, VIBRANT GLOW



## Features

- Diameter:** 2"
- Output:** 93 LPW
- Lens:** White acrylic, 12" to 96" (nominal)
- Top/Bottom Cap:** Aluminum
- Mounting:** Pendant
- Driver:** Inside canopy or remote
- Weight:** 2 lb/linear ft
- Certification:** UL listed for damp location use
- Warranty:** 5-year limited warranty

- Modern aesthetics
- Design allows easy adaptability
- Mounting for multi-cylinder clusters
- For horizontal mounting options, see the LC2-HOR spec sheet



Project: \_\_\_\_\_ Type: \_\_\_\_\_ Date: \_\_\_\_\_

Order: \_\_\_\_\_

Example: LC2-VER - 60 - SO - 935 - DIM - AC15-ASL - SCC - RMT

## Order Guide



- 12
- 24
- 36
- 48
- 60
- 72
- 84
- 96

- SO** standard  
840 lm/ft
- MD** modify lumens and watts  
(5% increments up to  
840 lm - consult factory)

- Static White**
- 830** CRI >80 3000°K
- 835** CRI >80 3500°K
- 840** CRI >80 4000°K
- 930** CRI >90 3000°K
- 935** CRI >90 3500°K
- 940** CRI >90 4000°K

- 120-277 VAC**
- DIM** 0-10 V/1%
- DIM.1** 0-10 V/.1%
- DAL** DALI
- DMX** Digital Multiplex  
(consult factory)
- 120 VAC**
- TRC** TRIAC/ ELV



- Aircraft Cable Pendant**
- AC10** 100" adjustable cable
- AC15** 150" adjustable cable
- AC20** 200" adjustable cable
- CCN-AC10** multi-cylinder cluster  
100" adjustable cables  
& custom canopy  
(consult factory for  
required submittals)

- Powder Coat**
- WHT** matte white
- BLK** matte black
- ASL** anodized silver
- GRY** matte gray (RAL 7035)
- RALX** matte RAL color  
X=code (specify)
- CCL** custom color (provide chip)

- Powder Coat**
- | Standard      | Canopy Color | Cord Color |
|---------------|--------------|------------|
| <b>WCC</b>    | white        | white      |
| <b>BCC</b>    | black        | black      |
| <b>SCC</b>    | silver       | silver     |
| <b>MBC</b>    | white        | silver     |
| <b>RAL</b>    |              |            |
| <b>RCW</b>    | RALX         | white      |
| <b>RCB</b>    | RALX         | black      |
| <b>RCS</b>    | RALX         | silver     |
| <b>Custom</b> |              |            |
| <b>CCW</b>    | CCL          | white      |
| <b>CCB</b>    | CCL          | black      |
| <b>CCS</b>    | CCL          | silver     |

- RMT** remote driver
- RMT-BBU** remote battery  
back up with  
remote driver



# LC2-VER

Luminous Cylinder | Ø 2" | Vertical

## LED

**SO** Standard output static white LED is equal to the delivered lumens for model listings defined in table to right. Standard static white LED choices are 3000-4000°K.

Additional options (2200-6500°K) are available (consult factory).

**MD** Modify output within standard range in 5% increments up to 840 lm/linear ft.

Lens (in.)	Max Weight	Standard Output Lumens	Watts
12	2 lbs	840	9
24	4 lbs	1,680	18
36	6 lbs	2,520	27
48	8 lbs	3,360	36
60	10 lbs	4,200	45
72	12 lbs	5,040	55
84	14 lbs	5,880	64
96	16 lbs	6,720	73

## Driver | Voltage

Drivers are inside canopy, DIM, DIM.1, DALI are Class 2 constant current, Universal 120-277 VAC and include 0 - 10V dimming, 1 - 100%. TRC driver rated 120 VAC.

Consult factory for DALI dimming control options.

### 120-277 VAC

<b>DIM</b>	0-10 V/1%
<b>DIM.1</b>	0-10 V/.1%
<b>DAL</b>	DALI
<b>DMX</b>	Digital Multiplex (consult factory)

### 120 VAC

<b>TRC</b>	TRIAC/ ELV
------------	------------

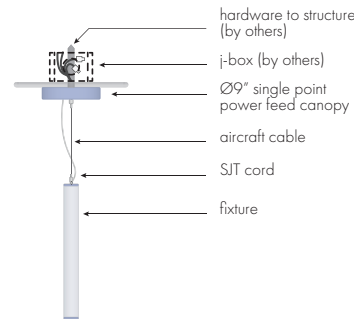
## Standard Mounting

Luminous cylinder is suspended with a straight cables attached to a single point Ø9" power feed canopy.

Standard options include AC10, AC15, AC20 adjustable cable(s); consult for additional lengths.

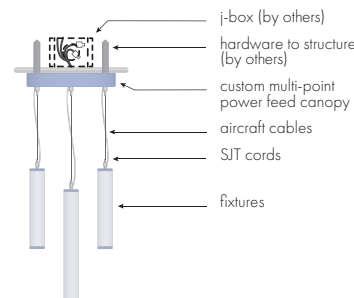
(for horizontal mounting options, please see LC2-HOR spec sheet)

<b>AC10</b>	100" adjustable cable
<b>AC15</b>	150" adjustable cable
<b>AC20</b>	200" adjustable cable



## CCN-AC10 (custom multiple cylinder cluster)

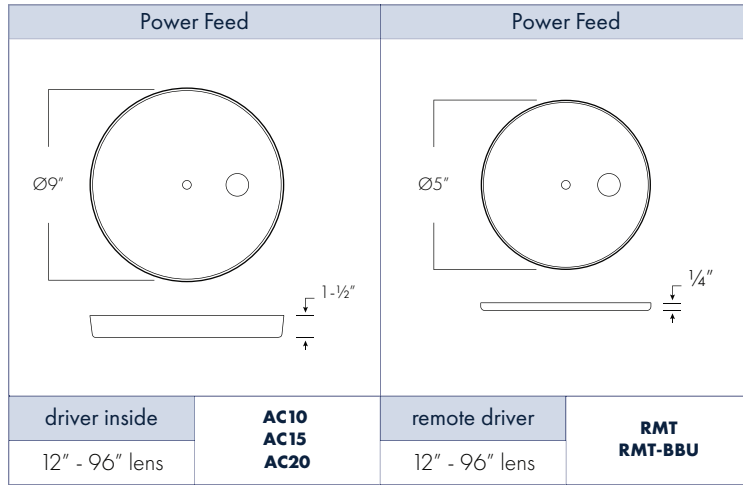
Multiple cylinders suspend elegantly from a custom central canopy. Delivered with 100" adjustable cable(s) standard. Consult factory to discuss optics and required submittals.



Drawings not to scale

### Canopies

#### SPC (single point canopies)




Consult factory when ordering DALI driver.

### Top | Bottom Cap Finish

#### Matte Powder Coat (standard colors)



#### Matte Powder Coat (color match)

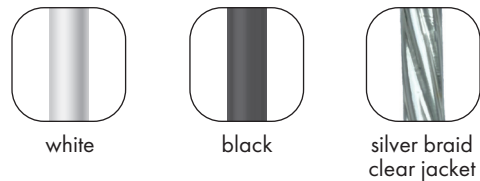


### Canopy | Cord Finish

Canopy finish options include matte powder coat in standard or custom colors. When RAL or custom colors are applied to fixtures, canopies may be custom finished to match. 4-digit RAL color code or color chip must be provided.

While choosing a canopy finish, choose a power cord color.

#### SJT Cord



Standard	Canopy	Cord	RAL	Canopy	Cord	Custom	Canopy	Cord
<b>WCC</b>	white	white	<b>RCW</b>	RALX	white	<b>CCW</b>	CCL	white
<b>BCC</b>	black	black	<b>RCB</b>	RALX	black	<b>CCB</b>	CCL	black
<b>SCC</b>	silver	silver	<b>RCS</b>	RALX	silver	<b>CCS</b>	CCL	silver
<b>MBC</b>	white	silver	————— Match with RAL ( <b>RALX</b> ) or custom color ( <b>CCL</b> ) fixtures —————					

Drawings not to scale  
Colors shown here are approximations

# LC2-VER

Luminous Cylinder | Ø 2" | Vertical

## Options

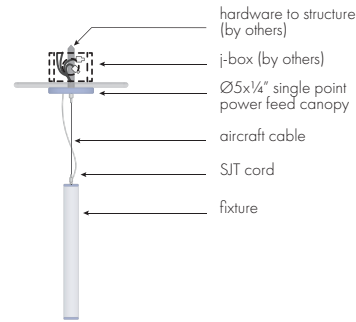
### RMT (remote driver)

Remote driver is mounted to an aluminum plate (by Lumos) to be placed inside an electrical enclosure (by others).

### RMT-BBU (remote driver battery backup)

Emergency backup battery is connected to each driver, which operates for 90 minutes. Test switch and LED indicator included. When RMT-BBU is selected, batteries and drivers are mounted by Lumos to an aluminum plate (enclosure by others).

DIM, DIM.1, DALI drivers are rated 120-277 VAC. TRC drivers rated 120 VAC.



Drawings not to scale